


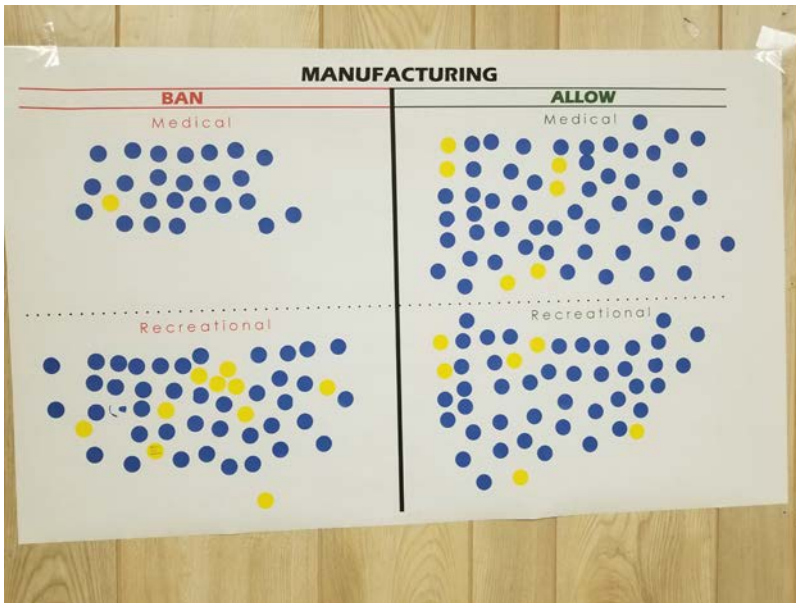
# Cannabis Town Hall

Dot Voting Results  
 March 26, 2018  
 Community Center

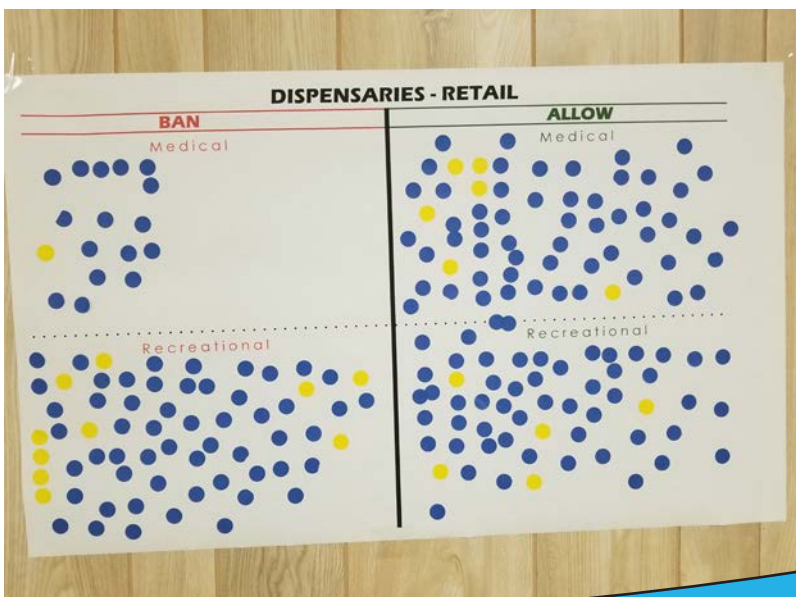
Cannabis Commercial Use



| CULTIVATION   |   |
|---|---|
| <b>BAN</b><br><u>Medical</u><br>- 23 residents<br>- 2 non-residents<br><br><u>Recreational</u><br>- 40 residents<br>- 8 non-residents | <b>ALLOW</b><br><u>Medical</u><br>- 43 residents<br>- 6 non-residents<br><br><u>Recreational</u><br>- 40 residents<br>- 6 non-residents |



| MANUFACTURING   |   |
|---|---|
| <b>BAN</b><br><u>Medical</u><br>- 23 residents<br>- 1 non-resident<br><br><u>Recreational</u><br>- 40 residents<br>- 10 non-residents | <b>ALLOW</b><br><u>Medical</u><br>- 52 residents<br>- 6 non-residents<br><br><u>Recreational</u><br>- 42 residents<br>- 6 non-residents |



| DISPENSARIES  |   |
|---|---|
| <b>BAN</b><br><u>Medical</u><br>- 16 residents<br>- 1 non-resident<br><br><u>Recreational</u><br>- 55 residents<br>- 10 non-residents | <b>ALLOW</b><br><u>Medical</u><br>- 56 residents<br>- 6 non-residents<br><br><u>Recreational</u><br>- 52 residents<br>- 5 non-residents |




# Cannabis Town Hall

Dot Voting Results  
 March 26, 2018  
 Community Center

- - (Blue Dot) Resident
- - (Yellow Dot) Non-Resident

Cannabis Dispensaries



## Total # of Dispensaries

### #1-4 Dispensaries


- 33 residents
- 4 non-residents

### #5-6 Dispensaries

- 13 residents
- 1 non-residents

### #10 Dispensaries

- 4 residents



## % to Tax Dispensaries

### 0-5% Tax

- 10 residents
- 5 non-residents

### 6-10% Tax

- 35 residents

### 11-15% Tax

- 18 residents
- 2 non-residents

